

# Bảng thông số sản phẩm

Thông số kỹ thuật



## Miniature plug in relay, Harmony, 5A, 2CO, with LED, 230V AC

RXM2LB2P7

### Main

Range of product	Harmony Electromechanical Relays
Series name	Miniature
Product or component type	Plug-in relay
Device short name	RXM
Coil interference suppression	Without
Utilisation coefficient	20 %
Sale per indivisible quantity	10

### Complementary

Contacts type and composition	2 C/O
Contact operation	Standard
[Uc] control circuit voltage	230 V AC 50/60 Hz
[I <sub>the</sub> ] conventional enclosed thermal current	5 A at -40...55 °C
Status LED	With
Control type	Without push-button
[Ui] rated insulation voltage	250 V conforming to IEC
[U <sub>imp</sub> ] rated impulse withstand voltage	4 kV during 1.2/50 µs conforming to IEC 61810-7
Contacts material	Silver alloy (Ag/Ni)
[I <sub>e</sub> ] rated operational current	5 A (AC-1/DC-1) NO conforming to IEC 2.5 A (AC-1/DC-1) NC conforming to IEC 1 A at 28 V (DC-13) NO
Minimum switching current	10 mA
Maximum switching voltage	250 V AC 28 V DC
Minimum switching voltage	17 V
Load current	5 A at 250 V AC 5 A at 28 V DC
Maximum switching capacity	1250 VA AC 140 W DC
Minimum switching capacity	170 mW
Operating rate	<= 1200 cycles/hour under load

<= 18000 cycles/hour no-load

<b>Mechanical durability</b>	10000000 cycles
<b>Electrical durability</b>	100000 cycles for resistive load 50000 cycles, 1 A at 28 V, DC-13 NO
<b>Average coil consumption in VA</b>	1.2 AC
<b>Drop-out voltage threshold</b>	>= 0.15 U <sub>c</sub> AC
<b>Operating time</b>	20 ms between coil de-energisation and making of the Off-delay contact 20 ms between coil energisation and making of the On-delay contact
<b>Average resistance</b>	16500 Ohm at 23 °C +/- 15 %
<b>Rated operational voltage limits</b>	184...253 V AC
<b>Protection category</b>	RT I
<b>Test levels</b>	Level A group mounting
<b>Operating position</b>	Any position
<b>CAD overall width</b>	21 mm
<b>CAD overall height</b>	27 mm
<b>CAD overall depth</b>	46 mm
<b>Net weight</b>	0.031 kg
<b>Dielectric strength</b>	2000 V AC between coil and contact with basic insulation 2000 V AC between poles with basic insulation 1000 V AC between contacts with micro disconnection
<b>Safety reliability data</b>	B10d = 100000

## Environment

<b>Standards</b>	CE IEC 61810-1 (iss. 2)
<b>Ambient air temperature for storage</b>	-40...85 °C
<b>Ambient air temperature for operation</b>	-40...55 °C
<b>Vibration resistance</b>	3 gn, amplitude = +/- 1 mm (f = 10...50 Hz)operating conforming to IEC 60068-2-6 6 gn, amplitude = +/- 1 mm (f = 10...50 Hz)not operating conforming to IEC 60068-2-6
<b>IP degree of protection</b>	IP40 conforming to IEC 60529
<b>Pollution degree</b>	3
<b>Shock resistance</b>	30 gn for not operating conforming to IEC 60068-2-27 10 gn for in operation conforming to IEC 60068-2-27

## Packing Units

<b>Unit Type of Package 1</b>	PCE
<b>Number of Units in Package 1</b>	1
<b>Package 1 Height</b>	2.000 cm
<b>Package 1 Width</b>	3.000 cm
<b>Package 1 Length</b>	4.500 cm
<b>Package 1 Weight</b>	32.000 g
<b>Unit Type of Package 2</b>	BB1
<b>Number of Units in Package 2</b>	10
<b>Package 2 Height</b>	3.000 cm
<b>Package 2 Width</b>	10.500 cm
<b>Package 2 Length</b>	12.000 cm

Package 2 Weight	348.000 g
Unit Type of Package 3	S02
Number of Units in Package 3	240
Package 3 Height	15.000 cm
Package 3 Width	30.000 cm
Package 3 Length	40.000 cm
Package 3 Weight	8.612 kg

## Offer Sustainability

Sustainable offer status	Green Premium product
REACH Regulation	<a href="#">REACH Declaration</a>
REACH free of SVHC	Yes
EU RoHS Directive	Pro-active compliance (Product out of EU RoHS legal scope) <a href="#">EU RoHS Declaration</a>
Toxic heavy metal free	Yes
Mercury free	Yes
China RoHS Regulation	<a href="#">China RoHS declaration</a>
RoHS exemption information	Yes
Environmental Disclosure	<a href="#">Product Environmental Profile</a>
Circularity Profile	<a href="#">End of Life Information</a>
WEEE	The product must be disposed on European Union markets following specific waste collection and never end up in rubbish bins

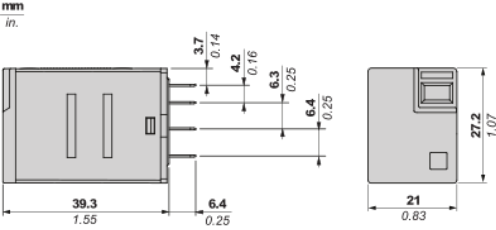
## Contractual warranty

Warranty	18 months
----------	-----------

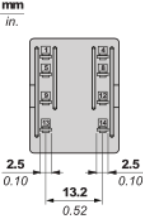
# Bảng thông số sản phẩm **RXM2LB2P7**

## Dimensions Drawings

### Dimensions



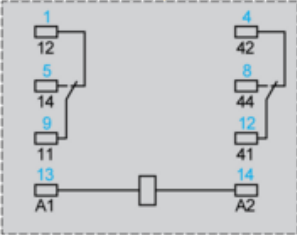
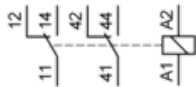
Pin Side View



# Bảng thông số sản phẩm **RXM2LB2P7**

Connections and Schema

## Wiring Diagram



Symbols shown in blue correspond to Nema marking.

# Bảng thông số sản phẩm RXM2LB2P7

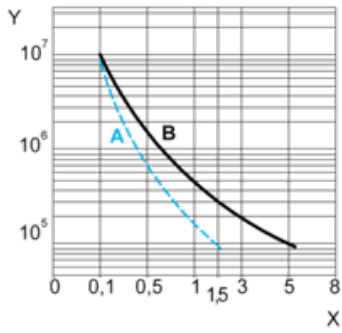
## Performance Curves

### Electrical Durability of Contacts

---

**Durability (inductive load) = durability (resistive load) x reduction coefficient.**

For 2 Poles Relay



**X** : Contact current (A)

**Y** : Durability (Number of operating cycles)

**A** : Inductive load

**B** : Resistive load

**Note** : These are typical curves, actual durability depends on load, environment, duty cycle, etc.

For inductive load, to increase relay life cycles, please add a proper load protection circuit (eg: RC protection/Varistor/free Wheeling diode -DC load only- )

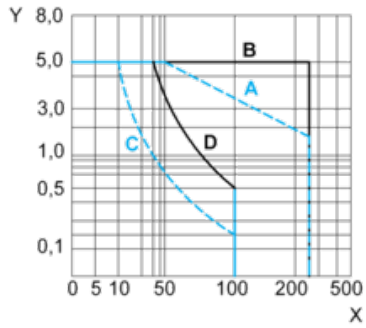
# Bảng thông số sản phẩm RXM2LB2P7

## Performance Curves

### Maximum Switching Capacity

---

For 2 Poles Relay



X : Contact voltage (v)

Y : Contact current (A)

A : Inductive AC load

B : Resistive AC load

C : Inductive DC load

D : Resistive DC load

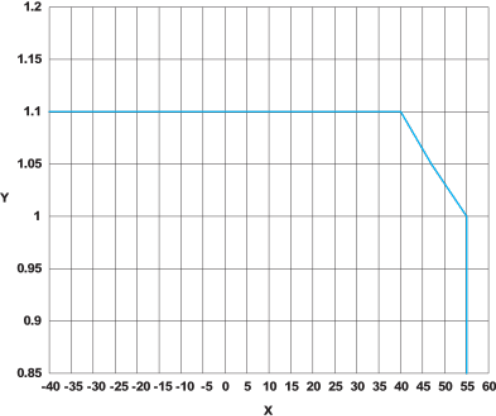
**Note** : These are typical curves, actual durability depends on load, environment, duty cycle, etc.

For inductive load, to increase relay life cycles, please add a proper load protection circuit (eg: RC protection/Varistor/free Wheeling diode -DC load only- )

# Bảng thông số sản phẩm RXM2LB2P7

## Performance Curves

AC Coil Voltage and Operating Temperature under continuous duty



X : Operating temperature (°C)

Y : AC coil voltage (UC)

Thay thế được đề xuất