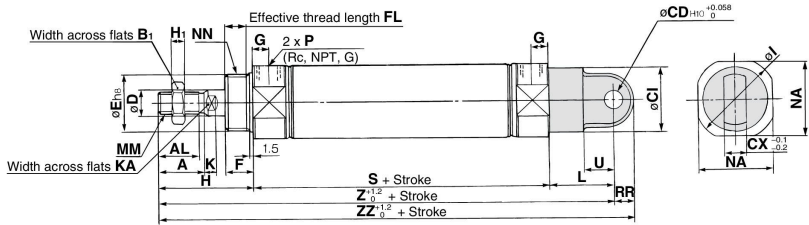


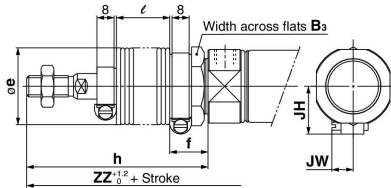
# CM2 Series

## Single Clevis (C)

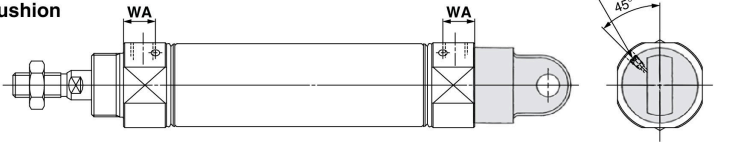
CM2C Bore size – Stroke Z



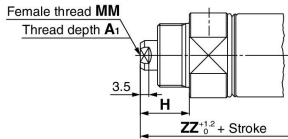
### With rod boot



### With air cushion



### Female rod end



Bore size	A	AL	B <sub>1</sub>	Cl	CD	CX	D	E	F	FL	G	H	H <sub>1</sub>	I	K	KA	L	MM	NA	NN	P	RR	S	U	Z	ZZ
20	18	15.5	13	24	9	10	8	20 <sup>0.033</sup>	13	10.5	8	41	5	28	5	6	30	M8 x 1.25	24	M20 x 1.5	1/8	9	62	14	133	142
25	22	19.5	17	30	9	10	10	26 <sup>0.033</sup>	13	10.5	8	45	6	33.5	5.5	8	30	M10 x 1.25	30	M26 x 1.5	1/8	9	62	14	137	146
32	22	19.5	17	30	9	10	12	26 <sup>0.033</sup>	13	10.5	8	45	6	37.5	5.5	10	30	M10 x 1.25	34.5	M26 x 1.5	1/8	9	64	14	139	148
40	24	21	22	38	10	15	14	32 <sup>0.039</sup>	16	13.5	11	50	8	46.5	7	12	39	M14 x 1.5	42.5	M32 x 2	1/4	11	88	18	177	188

(mm)

### With Rod Boot

Symbol Stroke	B <sub>3</sub>	e	f	h								ℓ					Z							
				1 to 50	51 to 100	101 to 150	151 to 200	201 to 300	301 to 400	401 to 500	1 to 50	51 to 100	101 to 150	151 to 200	201 to 300	301 to 400	401 to 500	1 to 50	51 to 100	101 to 150	151 to 200	201 to 300	301 to 400	401 to 500
20	30	36	18	68	81	93	106	131	156	181	12.5	25	37.5	50	75	100	125	160	173	185	198	223	248	273
25	32	36	18	72	85	97	110	135	160	185	12.5	25	37.5	50	75	100	125	164	177	189	202	227	252	277
32	32	36	18	72	85	97	110	135	160	185	12.5	25	37.5	50	75	100	125	166	179	191	204	229	254	279
40	41	46	20	77	90	102	115	140	165	190	12.5	25	37.5	50	75	100	125	204	217	229	242	267	292	317

(mm)

### With Rod Boot

Symbol Stroke	ZZ								JH		JW	
	1 to 50	51 to 100	101 to 150	151 to 200	201 to 300	301 to 400	401 to 500	23.5	10.5	23.5	10.5	
20	169	182	194	207	232	257	282	23.5	10.5	23.5	10.5	
25	173	186	198	211	236	261	286	23.5	10.5	23.5	10.5	
32	175	188	200	213	238	263	288	23.5	10.5	23.5	10.5	
40	215	228	240	253	278	303	328	27	10.5	27	10.5	

### With Air Cushion (mm)

Bore size	WA
20	12
25	12
32	11
40	16

### Female Rod End (mm)

Bore size	A	H	MM	ZZ
20	8	20	M4 x 0.7	121
25	8	20	M5 x 0.8	121
32	12	20	M6 x 1	123
40	13	21	M8 x 1.25	159

\* When female thread is used, use a thin wrench when tightening the piston rod.

\* When female thread is used, use a washer etc. to prevent the contact part at the rod end from being deformed depending on the material of the workpiece.